

# ND66



# Electro-Voice

- Premium small diaphragm condenser element
- Clean, crisp, and detailed condenser sound
- Easy mic placement with locking rotating head
- Selectable -10dB and -20dB pads
- Selectable 75Hz and 150Hz high pass filters



The Electro-Voice ND66 is a robust, high-performance small diaphragm condenser instrument microphone. The ND66 contains a self-biased small diaphragm condenser element which is vividly responsive to the complex dynamic nature of percussive and stringed instruments, delivering a clean, crisp and detailed sound.

With the ND66 exclusive locking rotating head, achieve ideal mic placement in virtually any situation by merely pushing a button, rotating the head into position, then releasing the button to lock the head's position.

ND66 contains selectable -10 and -20dB pads which provide the necessary gain reduction to prevent the mic element from overloading when micing very loud or high-transient sound sources.

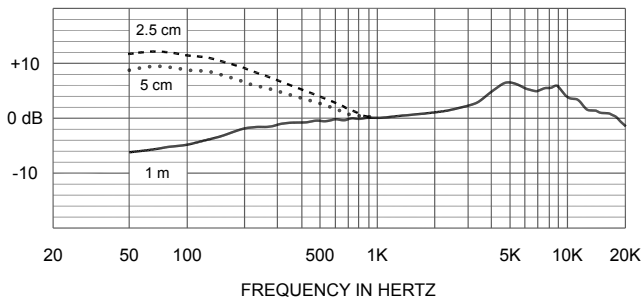
ND66 contains selectable high pass filters which are strategically chosen at 75Hz and 150Hz to eliminate bothersome low frequencies from the signal path.

## Technical specifications

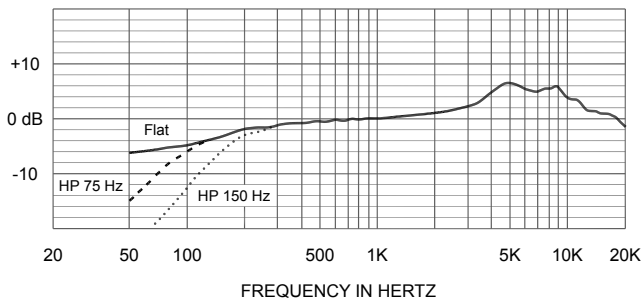
|  |                       |
|--|-----------------------|
| Element Type:                              | Self-biased Condenser |
| Frequency Response, Free Field:            | 50Hz to 20kHz         |
| Polar Pattern:                             | Cardioid              |
| Sensitivity, Open Circuit Voltage @ 1 kHz: | 10 mV / Pascal        |
| Maximum SPL:                               | 146 dB SPL, 0dB Pad   |

|                        |  |
|------------------------|--|
| Self Noise:            | 20 dB SPL "A" weighted (0dB=20 micropascals)                           |
| Dynamic Range:         | 126 dB   |
| Signal-to-Noise Ratio: | 74 dB (@ 94 dB SPL)  |
| Polarity:              | Pin 2 positive, reference to pin 3 with positive pressure on diaphragm |
| Power Requirements:    | Phantom Supply Requirement: 48 VDC                                     |
| Impedance:             | 200 ohms   |
| Microphone Connector:  | 3-pin, XLR-type  |
| Finish:                | Black polyurethane paint   |
| Material:              | Zinc die cast  |
| Dimensions, Length:    | 5.63 in (143 mm)   |
| Diameter:              | 0.83 in (21 mm)  |
| Net Weight:            | 6.30 oz (179 g)  |
| Shipping Weight:       | 16.4 oz (465 g)  |
| Accessories Included:  | (1) Gig bag, (1) stand clip, and (1) Euro thread adapter               |

**Frequency Response:**

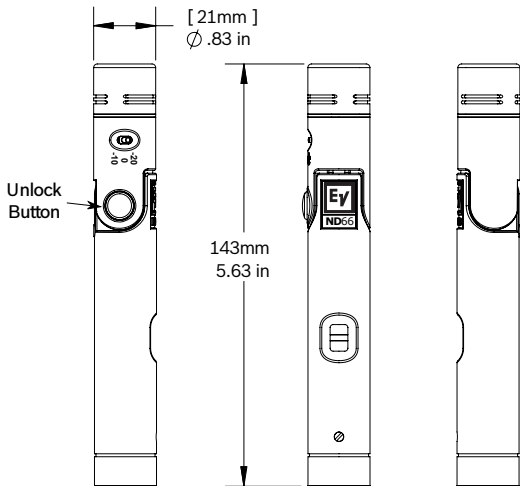


*Frequency Response, Close*

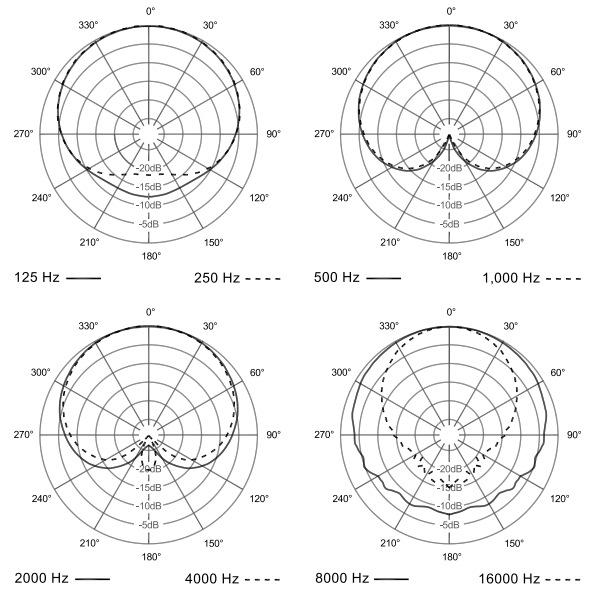


*Frequency Response, Hi-Pass*

**Dimensions:**



**Polar Response:**



**System overview**

**Using the rotating head**

The ND66 head will rotate up to 90° with seven positive locking positions within its rotation range.

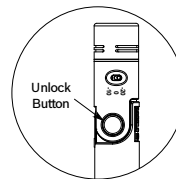
**Caution!**



Attempting to rotate the head while the unlocking button is not pushed may result in damage to the microphone.

To **rotate the head**, do the following:

1. Push and hold the unlocking button to unlock the head.



2. While holding the unlock button down, rotate the head to the desired position.
3. Release the unlock button and gently rotate the head to the nearest positive locking position.  
*The lock should click into place.*

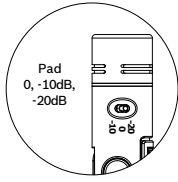
**Using the pads**

The ND66 head contains selectable attenuators (pads) which affect the output level of the microphone capsule feeding the mic's built-in preamp. The proper setting will help prevent overloading the built-in preamp when mic'ing very loud or high-transient sound sources.

The center position (marked 0) applies zero attenuation before the mic's preamp.

The left-hand position (marked -10) applies 10dB of attenuation before the mic's built-in preamp.

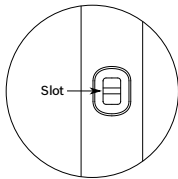
The right-hand position (marked -20) applies 20dB of attenuation before the mic's built-in preamp.



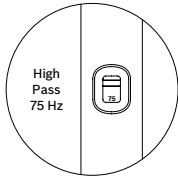
### Using the hi-pass filters

The ND66 contains a 3-position sliding switch whose selected position will engage high-pass filter settings. Adjusting the filter setting requires a small flat head screwdriver (or some other means of sliding the switch) using the switch's slot as a leverage point.

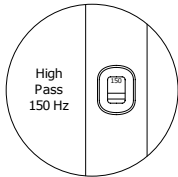
With the slot in the sliding switch in the center position (as shown), the filter is flat and there is no roll-off applied.



Sliding the slot upwards revealing 75 (as shown) engages a 12 dB per octave roll-off at 75 Hz.



Sliding the slot downwards revealing 150 (as shown) engages a 12 dB per octave roll-off at 150 Hz.



## Parts included

| Qty. | Item  |
|------|---|
| 1    | Microphone  |
| 1    | WSND-1 foam windscreen                              |
| 1    | Gig bag   |
| 1    | Stand clip  |
| 1    | Euro thread adapter                                 |
| 1    | Engineering data sheet                              |
| 1    | Warranty and Product Documentation Information card |

## Ordering information

### ND66

Condenser cardioid instrument microphone, black  
Order number **ND66**

### SAND-1

Stand adapter, black  
Order number **SAND-1**

### WSND-1

Replacement foam windscreen for ND66, black  
Order number **WSND-1**

### ND66RING

Replacement transition ring between head and body, silver  
Order number **ND66RING**

### Accessories

#### DRC-2

Drum rim clamp, black  
Order number **DRC-2**

**Represented by:**

---

**Germany:**

Bosch Sicherheitssysteme GmbH  
Robert-Bosch-Ring 5  
85630 Grasbrunn  
Germany

Bosch Security Systems, Inc.  
12000 Portland Avenue South  
Burnsville MN 55337  
USA

[www.electrovoice.com](http://www.electrovoice.com)