

EVID 6.2 Surface mount speaker 6"

- Line-array enhanced coverage control
- Magnetically shielded
- Strong-Arm-Mount for easy, flexible aiming
- Transformer versions
- Weather resistant - Conforms to Mil Spec 810 and IEC 529 IP 34



The EVID 6.2 is an extended-range loudspeaker ideal for indoor and outdoor applications requiring high-quality sound. Its extended range and smooth bass provide ample SPL levels in larger environments such as shopping malls, sports bars, health clubs, and so on.

The 6.2's three-dimensional elliptic baffle symmetrically locates the 1" Ti direct radiator high-frequency element with a Coherent Coverage Waveguide in front of and between the 6" low-frequency drivers. The careful shaping, location, and 10° splaying of the LF units provide coverage control by the resulting line array. Lobing is controlled by physically "shadowing" the LF transducers from each other over the bandwidth where they would normally exhibit interference. EVID's mounting system provides greater range of aiming angles in both horizontal and vertical planes than other types. The curved grille features designed-in weather resistance and a hidden leash for safety.

All models are available in black or white, and can easily be painted to match the décor. Transformer versions are also available for constant voltage systems.

Technical specifications

Frequency range (-10 dB) (Hz) ¹	62 Hz – 20,000 Hz
Power handling (program) (W) ²	300 W
Axial sensitivity (dB SPL 1W/1m) ³	94 dB SPL 1W/1m
Nominal impedance (Ω)	8 Ω
Maximum SPL (continuous) (dB)	116 dB
Maximum SPL (peak) (dB)	122 dB
Coverage angle HxV (°) ⁴	100° x 80°
LF transducer size (in)	6 in

LF transducer size (mm)	90 mm
HF transducer size (in)	1 in
HF transducer size (mm)	25 mm
Protection	Full system
Connector type	Phoenix (removable screw connector); 4-pin Phoenix
Material	Plastic (ABS) (paintable)
"t"-version wattage taps	70 V: 7.5 W 70 V/100 V: 15 W, 30 W, 60 W, 8 ohm Bypass
Dimensions (H x W x D) (in)	16.5 in x 9 in x 11.75 in
Dimensions (H x W x D) (mm)	419 mm x 228 mm x 298 mm
Weight (lb)	12 lb
Weight (kg)	5.30 kg
Shipping weight (lb)	27 lb
Shipping weight (kg)	12.30 kg
Included accessories	SAM, hex key

¹Half space (wall mounting)

²Continuous program rating: 3 dB greater than continuous pink noise rating (IEC-shaped pink noise with 6dB crest factor)

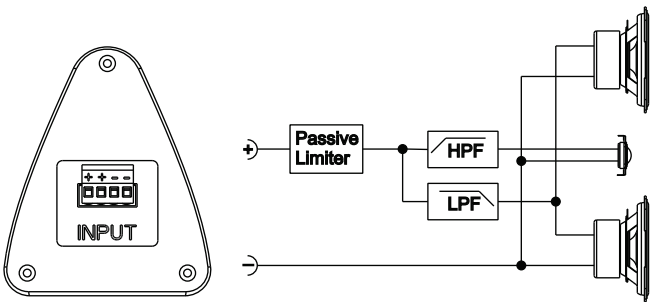
³Average half space (wall mounting)

⁴When mounted with long axis in vertical plane

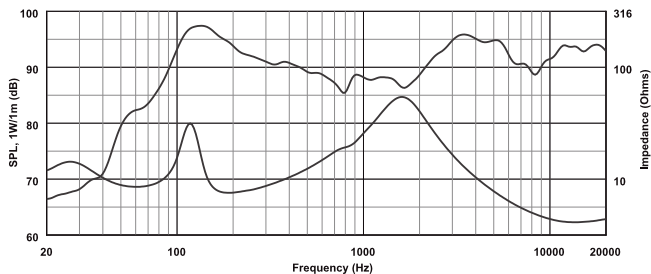
Architectural and engineering specifications

The loudspeaker shall be a two-way system consisting of two 6-inch (152 mm) low-frequency transducers, a 1-inch (25 mm) high-frequency transducer with a Coherent Coverage Waveguide, and a frequency-dividing network installed in a vented, line-array enclosure. The network shall include a passive limiter for both the low-frequency and high-frequency transducers. The loudspeaker system shall meet the following performance criteria: Power handling, 300-Watts of EIA RS-426A continuous pink noise (6 dB crest factor); Frequency response, 62 Hz - 20 kHz (-10 dB from rated sensitivity); Pressure sensitivity, 94 dB at one watt, 200 Hz -10 kHz at one meter; Impedance, 8 ohms nominal, 6 ohms minimum. The high-frequency transducer shall drive a waveguide to cover evenly 100° horizontally by 80° vertically. The enclosure shall be molded of acrylic butyl styrene. The enclosure shall be 16.5-inch (419 mm) high, 9-inch (228 mm) wide, 11.75-inch (298 mm) deep. The finish shall be a paintable black or white. The grille shall be zinc plated, powder coated for corrosion resistance, and restrained with a safety leash. The loudspeaker shall be adjustable over a range of 100° horizontally and 80° vertically. The support bracket shall be low profile and integral with the enclosure. The system shall be weather resistant to MIL Spec 810 and IEC 529 IP 34 test conditions. The surface mount loudspeaker shall be the Electro-Voice EVID model 6.2.

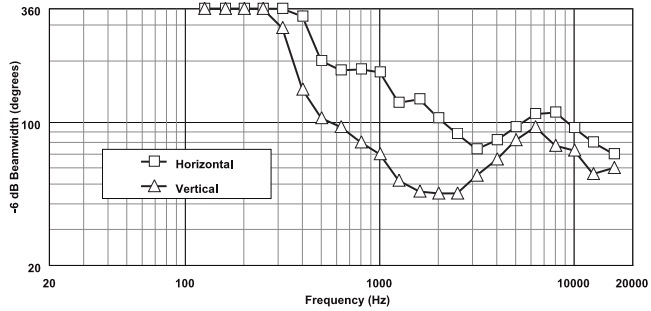
Block diagram



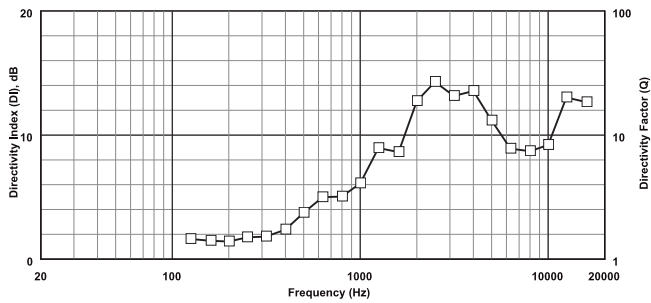
Frequency response



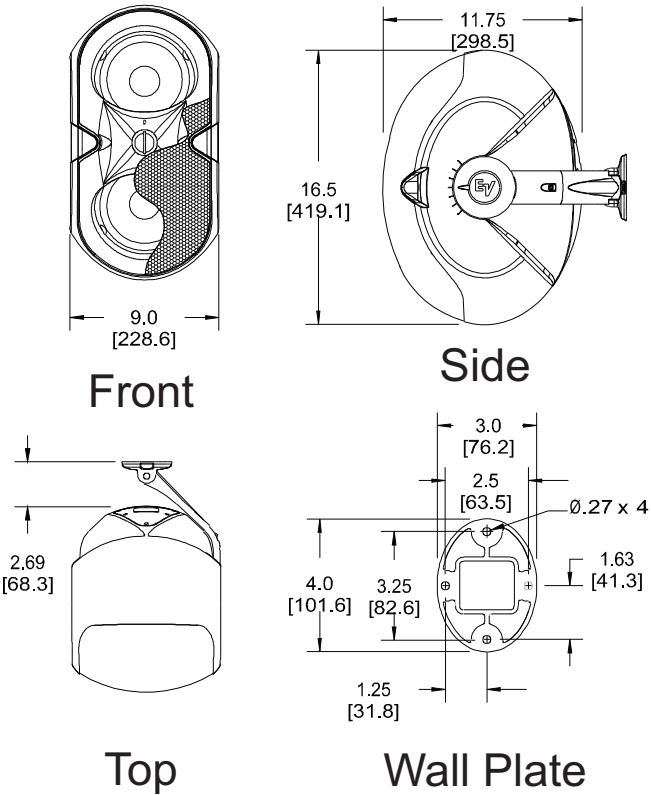
Beamwidth



Directivity



Dimensions



Ordering information

EVID 6.2 Surface mount speaker 6" 8 Ohm bk pair

2x6" / 1", 150 W, 94 dB, 100° x 80°, in/outdoor, black, price per pair

Order number **EVID 6.2 | F.01U.117.532**

EVID 6.2W Surface mount speaker 6" 8 Ohm wh pair

2x6" / 1", 150 W, 94 dB, 100° x 80°, in/outdoor, white, price per pair

Order number **EVID 6.2W | F.01U.117.533**

EVID 6.2T Surface mount speaker 6" 70/100V bk pair

100 V Version of 6.2, (15/30/60W), black, price per pair

Order number **EVID 6.2T | F.01U.117.534**

EVID 6.2TW Surface mount speaker 6" 70/100V wh pair

100 V Version of 6.2W, (15/30/60W), white, price per pair

Order number **EVID 6.2TW | F.01U.117.535**

EVID 12.1 EVID 12.1 BLACK SUB LOUDSPEAKER SYSTEM

12-inch subwoofer, black

Order number **EVID 12.1 | F.01U.117.536**

EVID 12.1W EVID 12.1 WHITE SUB LOUDSPEAKER SYSTEM

12-inch subwoofer, white

Order number **EVID 12.1W | F.01U.117.537**

Accessories

VS-6 VS-6 VERTICAL MOUNT DESK STAND FOR EVID

Vertical mount desk stand for EVID 6.2

Order number **VS-6 | F.01U.117.552**

AB-ZE-LB Array bracket adaptor for 2 or 4 ZX1I

Array bracket adapter for 2 or 4 ZX1i or EVID systems, black

Order number **AB-ZE-LB | F.01U.274.382**

TC-4B Terminal cover 4" black

Weatherized terminal cover for EVID 4.2; black

Order number **TC-4B | F.01U.117.559**

TC-4W Terminal cover 4" white

Weatherized terminal cover for EVID 4.2, white

Order number **TC-4W | F.01U.117.560**

