


CM-1 CobraNet module



- Connect P64 to a CobraNet digital audio network
- Two 100BASE-TX Ethernet interfaces for system redundancy
- 48 kHz sample rate and 16-, 20-, or 24-bit word-length

CobraNet is a network technology for multi-channel transmission of digital audio data. The CM-1 is a compact interface module for connection to a CobraNet network allowing the simultaneous transmission of up to 32 digital audio input signals and 32 digital audio output signals.

Additional CM-1 features:

- 100BASE-TX Ethernet Interface - 100Mbit/s full-duplex Ethernet Interface; IEEE 802.3u compatible.
- Secondary 100BASE-TX Ethernet Interface - Second Ethernet Interface for the connection of a redundant network to establish fault-tolerant systems.
- Four serial output ports - Internal audio output interface for the transmission of 32 digital audio channels with 48 kHz sample rate and 16, 20 or 24-bit word length.
- Four serial input ports – Internal audio input interface for receiving 32 digital audio channels with 48 kHz sample rate and 16, 20 or 24-bit word length.
- Status LEDs - Link, Activity, Fault and CobraNet Conductor status indication via Ethernet connectors.

CobraNet is a registered trademark of Cirrus Logic, Inc.

Parts included

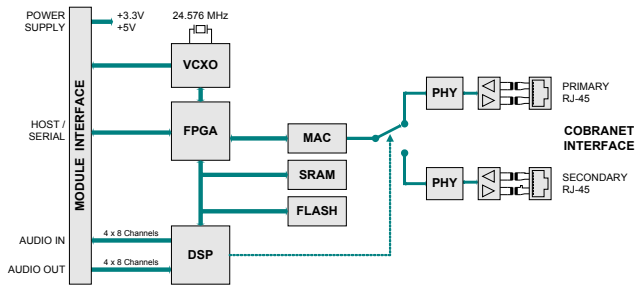
Quantity	Component
1	CM-1 CobraNet module
1	Interconnection cord internal (65 mm)
1	Interconnection cord internal (190 mm)
4	Screw combination TORX M3x6
1	Data sheet
1	CM-1 CobraNet module

TORX is a registered trademarks of Acument Intellectual Properties, LLC.

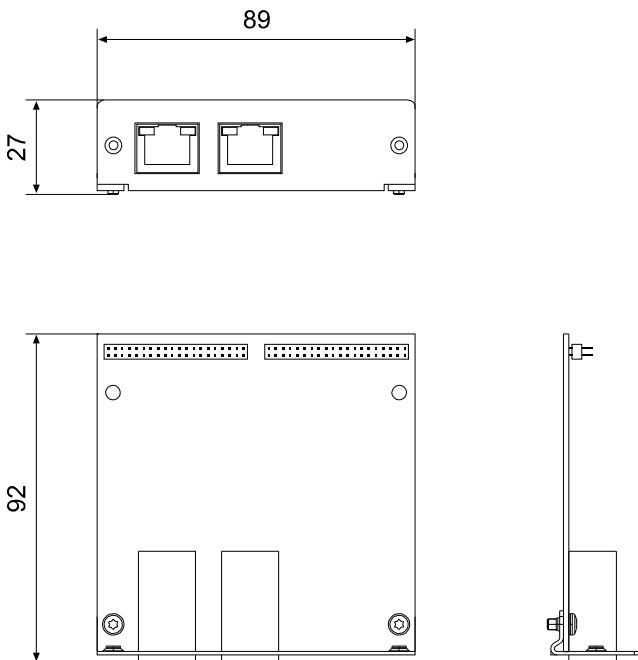
Technical specifications

Supply voltage/current	+3.3 VDC, ±0.3 V / 1.2 A +5 VDC, ±0.25 V / 100 mA
Ethernet Connectors (Primary/Secondary)	RJ-45, integrated transformer isolation, IEEE 802.3u standard
Sample rate	48 kHz

Data format (selectable)	<ul style="list-style-type: none"> • 16 Bit • 20 Bit • 24 Bit
Latency across network (selectable)	<ul style="list-style-type: none"> • 1.33 ms • 2.66 ms • 5.33 ms
Operating temperature	0 °C to 40 °C
Electromagnetical environment	E1, E2, E3
Product dimensions (Height x Width x Depth)	27 mm x 89 mm x 92 mm
Net weight	75 g



Circuit diagram

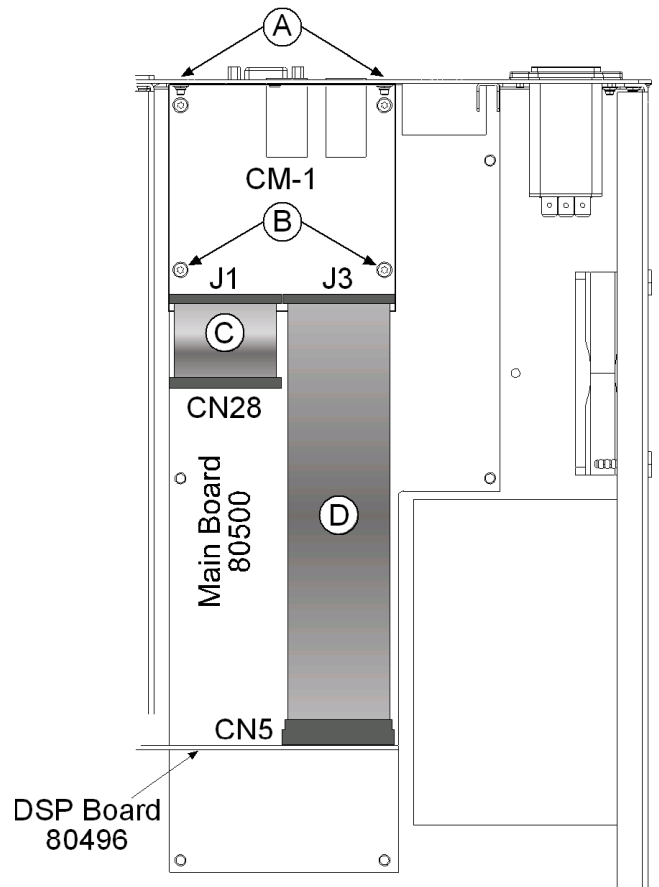


Dimensions

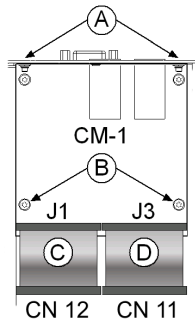
Installation/configuration notes

1. Turn off the power of the unit and pull the mains plug
2. Remove the cover plate (N8000/P 64: 6 screws on the sides, 3 screws on top, 4 screws on the rear; DPM 8016: 10 screws on top)
3. Remove the blind on the rear panel (2 screws)

4. Install the CM-1 module (see picture); first, secure it with 2 screws on the rear panel (A), then with 2 screws on the bolt (B), tighten the screws
5. Make the following cable connections: **N8000/P 64:** - J1 on CM-1 module with CN28 on main board 80500 (65 mm flat wire cable) (C) - J3 on CM-1 module with CN5 on DSP-Board 80496 (190 mm flat wire cable) (D). **DPM 8016:** - J1 on CM-1 module with DN12 on main board 80506 (65 mm flat wire cable) (C) - J3 on CM-1 module with CN11 on main board 80506 (190 mm flat wire cable) (D)
6. Re-install the cover plate
7. Plug in the mains cord and turn the unit's power on
8. Configure CM-1 module parameter in IRIS-Net according to application needs



Installation of CM-1 in N8000 or P 64



Main Board 80506

Installation of CM-1 in DPM 8016

Ordering information

CM-1 CobraNet module

CobraNet Card, supports up to 32 digital input & 32 digital output channels

Order number **CM-1**

Germany:

Bosch Sicherheitssysteme GmbH
Robert-Bosch-Ring 5
85630 Grasbrunn
Germany

Bosch Security Systems, Inc.
130 Perinton Parkway
Fairport, NY 14450
USA

www.dynacord.com